

This model is purposely designed to be used on desks. Despite the limited extension of the pantograph arm, its stability is guaranteed by purposely engineered springs.

# 198-LED

## ACCESSORIES




**S11**




**S12**



**S15**



**RL**

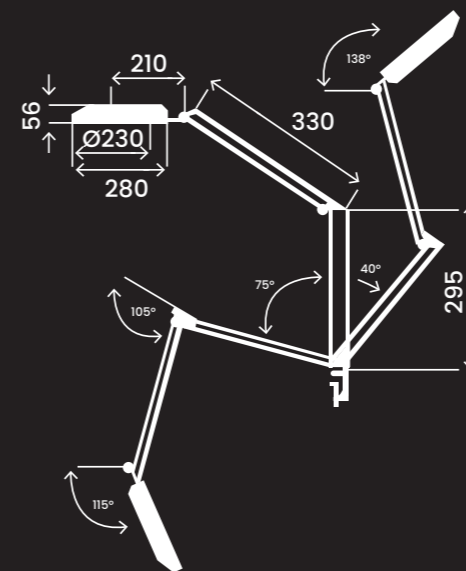


**BASEPE**



**KITB24RL**

<b>Power</b>	13.7 W
<b>Supply</b>	110-240 V
<b>Illuminance at 50 cm</b>	2.250 lux
<b>Light intensity adjustment (Dimmer)</b>	5-100 %
<b>Dioptres - magnification power</b>	3 - 1.75x
<b>Colour temperature</b>	4.000 K
<b>Reflector's diameter</b>	230 mm
<b>Diameter of the light field</b>	700 mm
<b>Product's life</b>	60.000 hours
<b>Colour Rendering Index (CRI)</b>	94 Ra
<b>Luminous flux</b>	2200 lm
<b>Structure</b>	Reflector + Pantograph arm with spring
<b>IP Protection</b>	IP20
<b>IK Protection</b>	IK03
<b>Class</b>	III
<b>Cabling</b>	Plug-top transformer with AWG 2X21; plug type C (European - 2 pins) - upon request type G (British - 3 pins)
<b>Fixing systems</b>	S11, S12, S15, Desk base (Basepe), RL
<b>Colours</b>	Hammered grey, Hammered white
<b>Code</b>	198-LED-GM, 198-LED-BM



## CODE

**GM** **198-LED-GM**  
Hammered grey

**BM** **198-LED-BM**  
Hammered white

